



Thank you for downloading this printable! We work hard to create super simple, meaningful learning ideas for preschool, pre-k, & kinder through Modern Preschool & Club Preschool.

YOU MAY...

Use this printable for personal use

Use this printable in a single classroom setting

Share this printable to Seesaw or other private family communication apps ONLY IF it is being shared with your CURRENT students' families for the purpose of classroom support or assignments.

Please Note: It may NOT be shared publicly to the whole platform with other teachers.

YOU MAY NOT...

You may NOT email or upload this file to send to others. Refer teachers & friends to the website or link where you found it available to download or purchase

You may NOT recreate or sell/profit from this printable

You may NOT upload this file to websites or sharing servers (Outschool, Facebook, Dropbox, Google Drive, etc.
(see exception under the "You May" section)

Reach out at any time!

Email: modernpreschool@gmail.com

Facebook: <https://www.facebook.com/ModernPreschool/>

Pinterest: https://www.pinterest.com/Nicole_Franklin/

Instagram: <https://www.instagram.com/modernpreschool/>

GRAPHICS:

Victoria Saied:

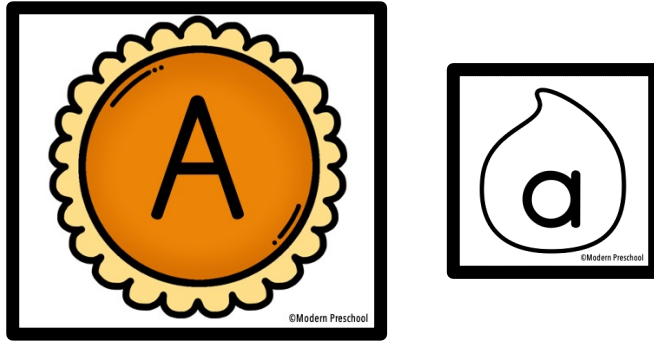
<https://www.teacherspayteachers.com/Store/Victoria-Saied>

<https://modernpreschool.com>

<https://clubpreschool.com>

PUMPKIN PIE MATCH

Letter Matching Activity




- PRINT THE LETTER CARDS ON WHITE CARDSTOCK
- CUT THE CARDS APART ON THE GRAY DOTTED LINES
- LAMINATE THE CARDS

SUPPLIES: TRAY TO PLAY ON


CHOICE #1 - SPREAD OUT PIE CARDS ON THE TRAY (USE JUST A FEW AT A TIME, FIND THE MATCHING ON THE WHIPPED CREAM CARD AND PLACE IT ON THE PIE

CHOICE #2 - USE LETTER MAGNETS AND ONLY THE PIE CARDS TO MATCH THE MAGNETS TO THE PIE


CHOICE #3 - USE A DRY ERASE MARKER TO TRACE THE LETTERS ON THE PIE, OR BUILD THE LETTER WITH PLAY DOUGH




©Modern Preschool




©Modern Preschool




©Modern Preschool




©Modern Preschool



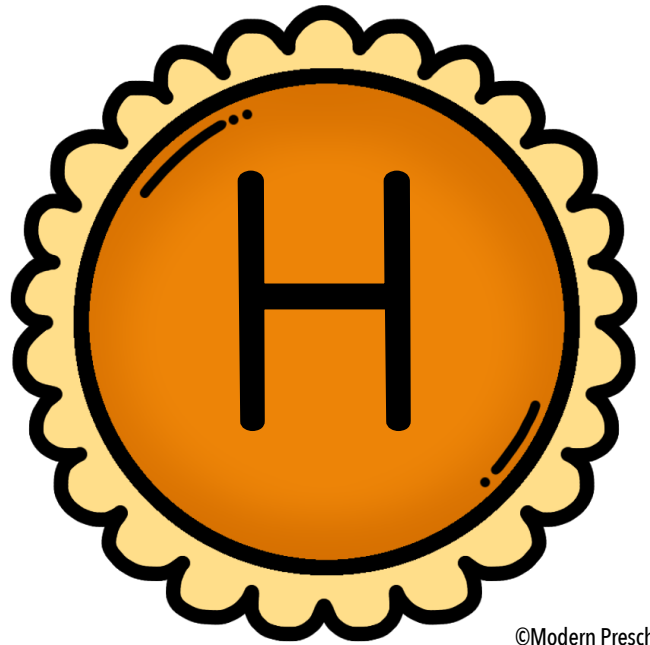
©Modern Preschool




©Modern Preschool




©Modern Preschool




©Modern Preschool



©Modern Preschool




©Modern Preschool




©Modern Preschool




©Modern Preschool




©Modern Preschool




©Modern Preschool



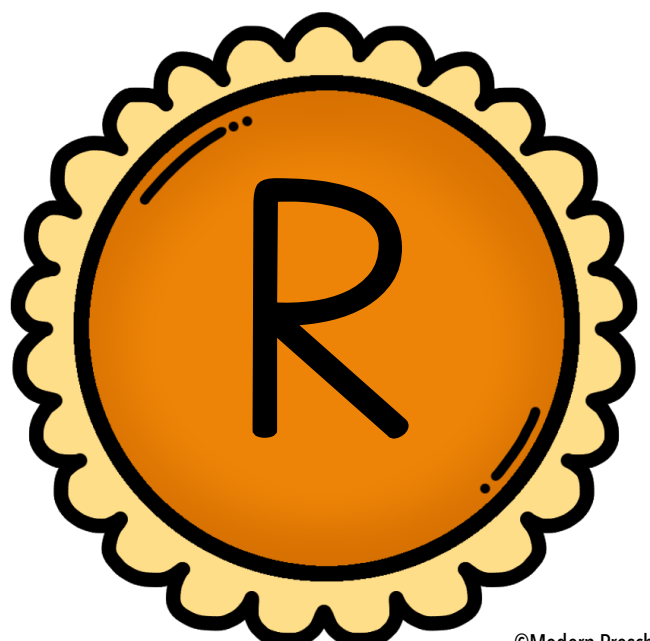
©Modern Preschool




©Modern Preschool




©Modern Preschool




©Modern Preschool




©Modern Preschool



©Modern Preschool




©Modern Preschool




©Modern Preschool



©Modern Preschool



©Modern Preschool




©Modern Preschool





©Modern Preschool

©Modern Preschool



©Modern Preschool





©Modern Preschool




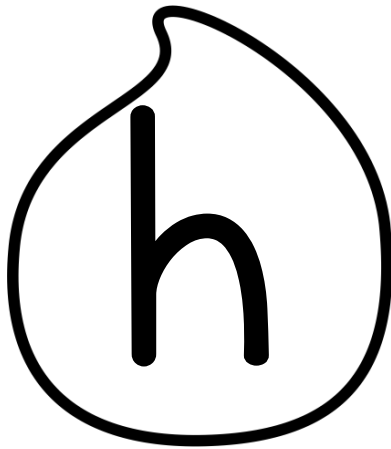
©Modern Preschool



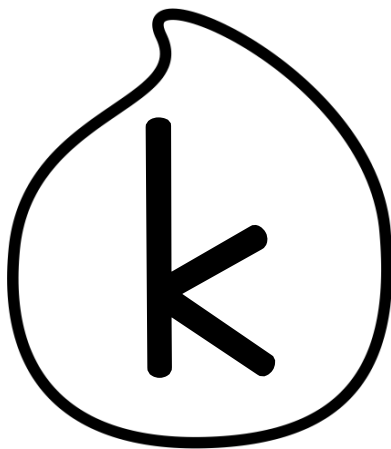

©Modern Preschool



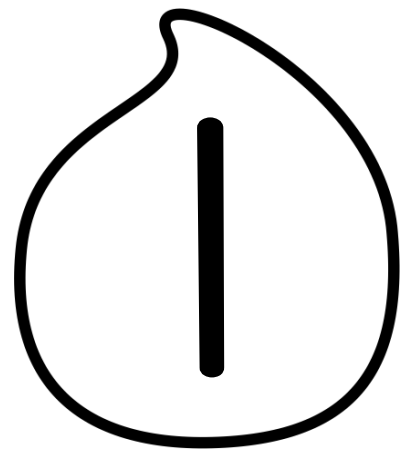
©Modern Preschool




©Modern Preschool





©Modern Preschool









©Modern Preschool





©Modern Preschool





©Modern Preschool




©Modern Preschool




©Modern Preschool



©Modern Preschool





©Modern Preschool

