



Thank you for downloading this printable! We work hard to create super simple, meaningful learning ideas for preschool, pre-k, & kinder through Modern Preschool & Club Preschool.

YOU MAY...

Use this printable for personal use

Use this printable in a single classroom setting

Share this printable to Seesaw or other private family communication apps **ONLY IF** it is being shared with your **CURRENT** students' families for the purpose of classroom support or assignments.
Please Note: It may **NOT** be shared publicly to the whole platform with other teachers.

YOU MAY NOT...

You may **NOT** email or upload this file to send to others. Refer teachers & friends to the website or link where you found it available to download or purchase

You may **NOT** recreate or sell/profit from this printable

You may **NOT** upload this file to websites or sharing servers (Outschool, Facebook, Dropbox, Google Drive, etc.

(see exception under the "You May" section)

Reach out at any time!

Email: modernpreschool@gmail.com

Facebook: <https://www.facebook.com/ModernPreschool/>

Pinterest: https://www.pinterest.com/Nicole_Franklin/

Instagram: <https://www.instagram.com/modernpreschool/>

GRAPHICS:

Victoria Saied:

<https://www.teacherspayteachers.com/Store/Victoria-Saied>

<https://modernpreschool.com>

<https://clubpreschool.com>

LISTEN & COLOR: FALL


Direction Following Activity

- PRINT THE LISTEN & COLOR PAGE ON WHITE PAPER
- MAKE COPIES
- GET OUT CRAYONS OR MARKERS FOR EACH TABLE



SUPPLIES: LISTEN & COLOR PAGE, CRAYONS

CHOICE #1 - USING AS A WHOLE GROUP ACTIVITY, READ THE DIRECTIONS (REPEAT IF NEEDED). YOUR PRESCHOOLERS FOLLOW THE DIRECTION WHILE COLORING OR DRAWING ON THE PAGE.

CHOICE #2 - USE DURING A SMALL GROUP ACTIVITY AND WORK ON THE DIRECTIONS TOGETHER IN A SLOWER PACE TO BETTER CHECK FOR UNDERSTANDING.



LISTEN & COLOR: FALL



©Modern Preschool

LISTEN & COLOR DIRECTIONS:

1. COLOR 2 LEAVES ON THE TREE GREEN & 1 LEAF RED
2. COLOR THE ACORN ABOVE THE SQUIRREL PURPLE

3. DRAW 4 ACORNS NEXT TO THE SQUIRREL
4. COLOR THE LEAF FALLING FROM THE TREE BLUE

5. CIRCLE THE ACORN BELOW THE SQUIRREL
6. COLOR THE SQUIRREL YELLOW