



Thank you for downloading this printable! We work hard to create super simple, meaningful learning ideas for preschool, pre-k, & kinder through Modern Preschool & Club Preschool.

YOU MAY...

Use this printable for personal use

Use this printable in a single classroom setting

Share this printable to Seesaw or other private family communication apps **ONLY IF** it is being shared with your **CURRENT** students' families for the purpose of classroom support or assignments.
Please Note: It may **NOT** be shared publicly to the whole platform with other teachers.

YOU MAY NOT...

You may **NOT** email or upload this file to send to others. Refer teachers & friends to the website or link where you found it available to download or purchase

You may **NOT** recreate or sell/profit from this printable

You may **NOT** upload this file to websites or sharing servers (Outschool, Facebook, Dropbox, Google Drive, etc.

(see exception under the "You May" section)

Reach out at any time!

Email: modernpreschool@gmail.com

Facebook: <https://www.facebook.com/ModernPreschool/>

Pinterest: https://www.pinterest.com/Nicole_Franklin/

Instagram: <https://www.instagram.com/modernpreschool/>

GRAPHICS:

Victoria Saied:

<https://www.teacherspayteachers.com/Store/Victoria-Saied>


<https://modernpreschool.com>

<https://clubpreschool.com>

FALL COUNTING MATS

Show the Number Activity

- PRINT THE MATS ON WHITE CARDSTOCK
- CUT THE CARDS APART
- LAMINATE THE CARDS



SUPPLIES: LEAF MINI ERASERS OR SMALL PLASTIC LEAVES, ACORNS OR BROWN POM POMS


CHOICE #1 - IDENTIFY THE NUMBER AND PLACE THE CORRECT NUMBER OF LEAVES ON THE FALL TREE & ACORNS IN THE 10 FRAME

CHOICE #2 - USE THE KID-FRIENDLY SQUEEZERS TO ADD THE CORRECT NUMBER TO THE CARDS

CHOICE #3 - USE DRY ERASE MARKERS TO DRAW THE CORRECT NUMBER OF LEAVES ON THE TREE AND MARK THE CORRECT NUMBER OF BOXES IN THE 10 FRAME

Add 1 leaf.


1



Add 1 acorn.

Add 2 leaves.


2



Add 2 acorns.

Add 3 leaves.


3



Add 3 acorns.

Add 4 leaves.


4



Add 4 acorns.

Add 5 leaves.


5



Add 5 acorns.

Add 6 leaves.


6



Add 6 acorns.

Add 7 leaves.


7



Add 7 acorns.

Add 8 leaves.


8



Add 8 acorns.

Add 9 leaves.


9



Add 9 acorns.

Add 10 leaves.

10



Add 10 acorns.
