



Thank you for downloading this printable! We work hard to create super simple, meaningful learning ideas for preschool, pre-k, & kinder through Modern Preschool & Club Preschool.

## YOU MAY...

Use this printable for personal use

Use this printable in a single classroom setting

Share this printable to Seesaw or other private family communication apps ONLY IF it is being shared with your CURRENT students' families for the purpose of classroom support or assignments.

Please Note: It may NOT be shared publicly to the whole platform with other teachers.

## YOU MAY NOT...

You may NOT email or upload this file to send to others. Refer teachers & friends to the website or link where you found it available to download or purchase

You may NOT recreate or sell/profit from this printable

You may NOT upload this file to websites or sharing servers (Outschool, Facebook, Dropbox, Google Drive, etc.  
*(see exception under the "You May" section)*

Reach out at any time!

Email: [modernpreschool@gmail.com](mailto:modernpreschool@gmail.com)

Facebook: <https://www.facebook.com/ModernPreschool/>

Pinterest: [https://www.pinterest.com/Nicole\\_Franklin/](https://www.pinterest.com/Nicole_Franklin/)

Instagram: <https://www.instagram.com/modernpreschool/>

GRAPHICS:

Victoria Saied:

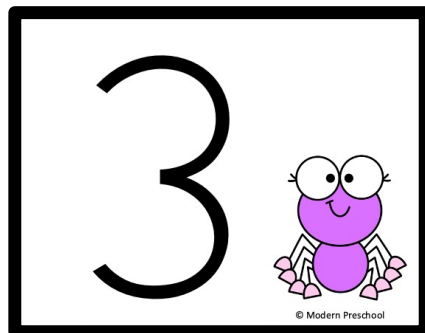
<https://www.teacherspayteachers.com/Store/Victoria-Saied>

<https://modernpreschool.com>

<https://clubpreschool.com>

# SPIDER NUMBER CARDS

## Counting & Tracing Activity




- PRINT THE CARDS ON WHITE CARDSTOCK
- CUT THE CARDS APART ON THE GRAY DOTTED LINES
- LAMINATE THE CARDS

SUPPLIES: POMPOMS , PONY BEADS, OR BUTTONS, KID-FRIENDS SQUEEZERS, PONY BEADS, BUTTONS

CHOICE #1 - TRACE THE NUMBER WITH POMPOMS, PONY BEADS, OR BUTTONS


CHOICE #2 - USE THE KID-FRIENDLY SQUEEZERS TO ADD THE CORRECT NUMBER OF PRETEND SPIDERS (POMPOMS, PONY BEADS, OR BUTTONS) TO THE CARDS

2




© Modern Preschool

4




© Modern Preschool

1





© Modern Preschool



3




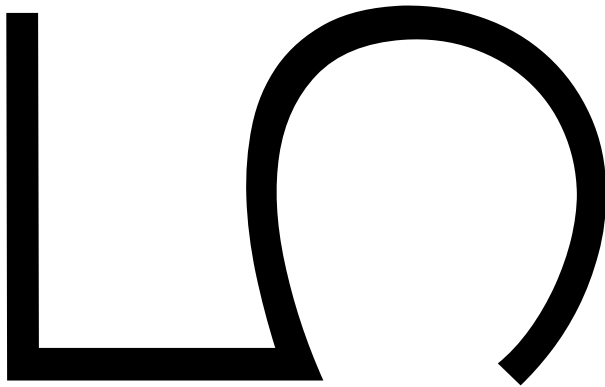
© Modern Preschool





© Modern Preschool



© Modern Preschool




© Modern Preschool




© Modern Preschool

o




© Modern Preschool

z




© Modern Preschool

p




© Modern Preschool

l




© Modern Preschool

H




© Modern Preschool

Q




© Modern Preschool

B




© Modern Preschool

S




© Modern Preschool

18




© Modern Preschool

20




© Modern Preschool

17



© Modern Preschool

19




© Modern Preschool

# BLACK & WHITE PAGES

Use the following pages if you prefer to only print in black & white. Consider printing on colored paper.




1




© Modern Preschool

2




© Modern Preschool

3


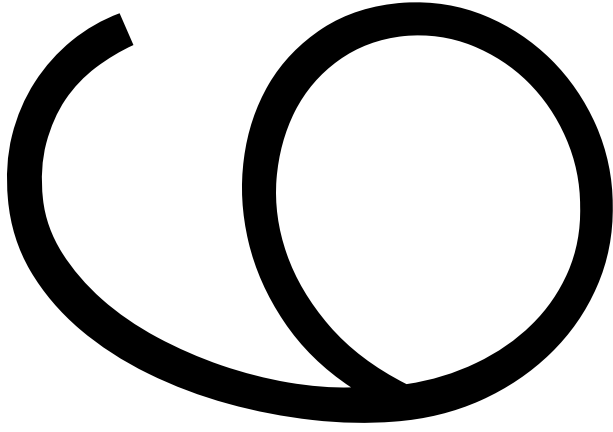


© Modern Preschool



4





© Modern Preschool





© Modern Preschool



© Modern Preschool




© Modern Preschool




© Modern Preschool

O




© Modern Preschool

2




© Modern Preschool

P




© Modern Preschool

I




© Modern Preschool

H




© Modern Preschool

Q




© Modern Preschool

B




© Modern Preschool

S




© Modern Preschool

17




© Modern Preschool

18




© Modern Preschool

19



© Modern Preschool

20



© Modern Preschool