



Thank you for downloading this printable! We work hard to create super simple, meaningful learning ideas for preschool, pre-k, & kinder through Modern Preschool & Club Preschool.

YOU MAY...

Use this printable for personal use

Use this printable in a single classroom setting

Share this printable to Seesaw or other private family communication apps ONLY IF it is being shared with your CURRENT students' families for the purpose of classroom support or assignments.

Please Note: It may NOT be shared publicly to the whole platform with other teachers.

YOU MAY NOT...

You may NOT email or upload this file to send to others. Refer teachers & friends to the website or link where you found it available to download or purchase

You may NOT recreate or sell/profit from this printable

You may NOT upload this file to websites or sharing servers (Outschool, Facebook, Dropbox, Google Drive, etc.
(see exception under the "You May" section)

Reach out at any time!

Email: modernpreschool@gmail.com

Facebook: <https://www.facebook.com/ModernPreschool/>

Pinterest: https://www.pinterest.com/Nicole_Franklin/

Instagram: <https://www.instagram.com/modernpreschool/>

GRAPHICS:

Victoria Saied:

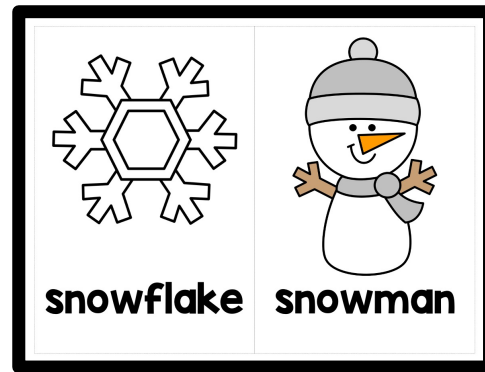
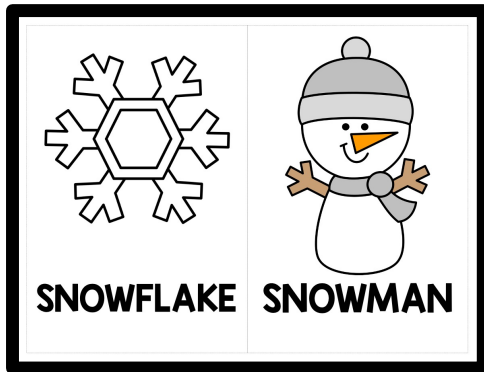
<https://www.teacherspayteachers.com/Store/Victoria-Saied>

<https://modernpreschool.com>

<https://clubpreschool.com>

SNOW DAY

WRITING CENTERS



- HANG THE VOCABULARY WORD CARDS IN THE WRITING AREA OR IN YOUR CARPET MEETING AREA.
- USE THE UPPERCASE OR LOWERCASE VERSION DEPENDING ON LEARNING LEVEL AND LETTER EXPERIENCE.
- TALK ABOUT THE PICTURES. POINT TO THE LETTERS IN THE WORDS.
- USE THE WRITING PAGES BELOW WITH THE VOCABULARY WORD CARDS.



- CUT THE WORD CARDS APART ON THE GRAY DOTTED LINES.
- PUNCH A HOLE IN THE TOP LEFT CORNER OF EACH CARD. PLACE THE CARDS ON A RING.
- FLIP THROUGH THE CARDS TO FIND THE WORD NEEDED TO WRITE OR DRAW.



SNOW DAY

WRITING CENTERS

Draw a picture.

Write the story.

Words to use.

 sled
  snowman
  hat
  shovel
  mitten

I see a _____.

Connect the picture to the word.



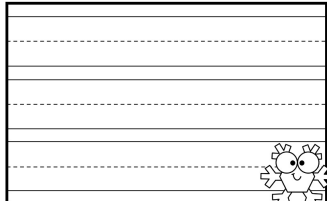


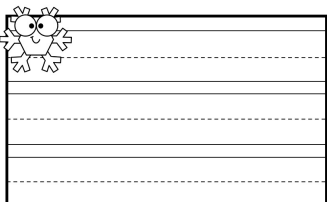

- mitten
- snowman
- ice skate
- snowflake
- snowball
- shovel
- hat
- sled








- USE THE WRITING PAGES TO ENCOURAGE WRITING WITH YOUR PRESCHOOLERS. PRACTICE LETTER SOUNDS AND LETTER FORMATION OR ANY KIND OF SQUIGGLE LETTERS AND WORDS YOUR PRESCHOOLERS GET DOWN ON THE PAPER.
- USE THE SMALLER LETTER CARDS ON THE RING TO FINISH THE "I SEE A _____." SENTENCE. DRAW A PICTURE OF THE WORD ON THE PAGE.
- ADD THE HALF-SHEET PAGES AND WRITING & TRACING STRIPS TO AN INDEPENDENT WRITING AREA.
- CREATE REUSABLE TRACING STRIPS TO USE WITH DRY ERASE MARKERS.
- PRINT ON COLORED PAPER TO ENCOURAGE WRITING!











snowflake

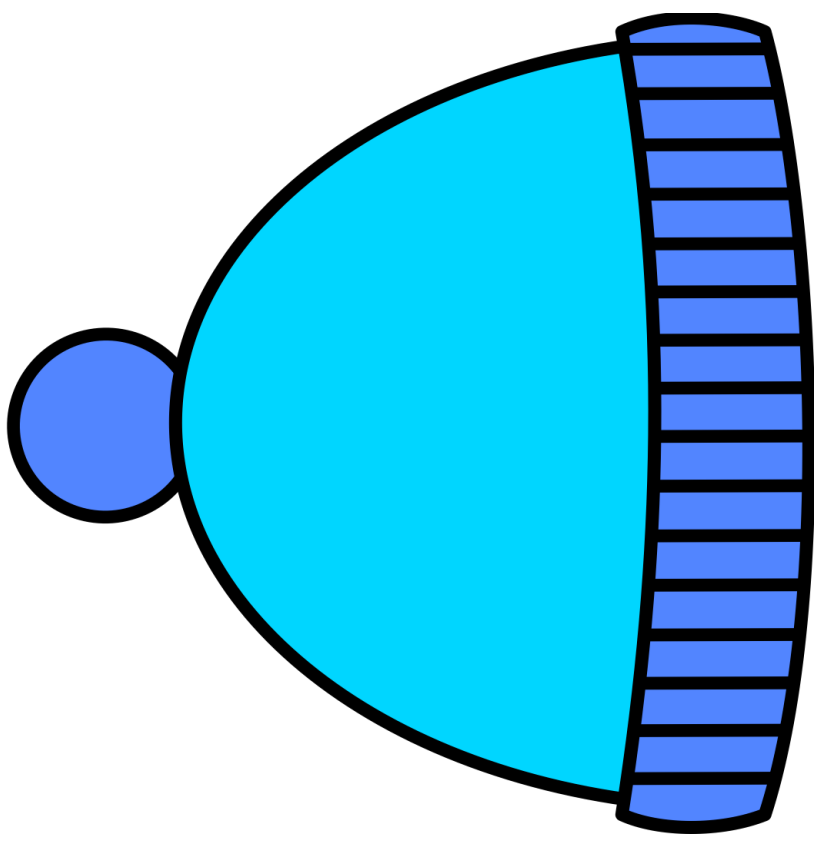


snowman




mitten

©Modern Preschool




hat

©Modern Preschool




shovel

©Modern Preschool

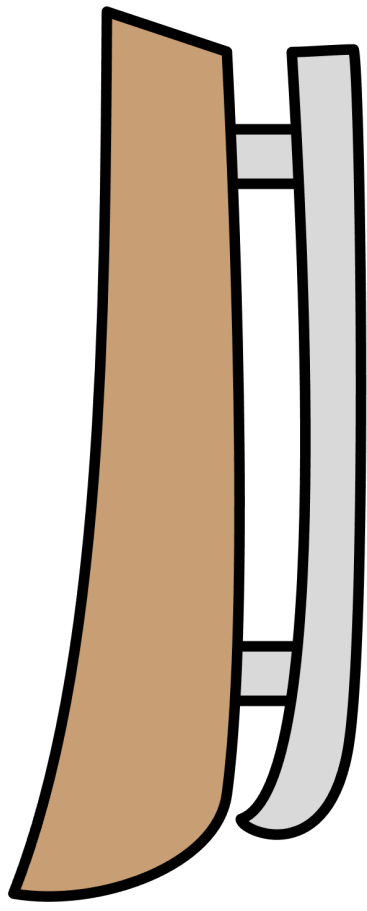


snowball


©Modern Preschool



ice skate




sled




SNOWMAN

©Modern Preschool

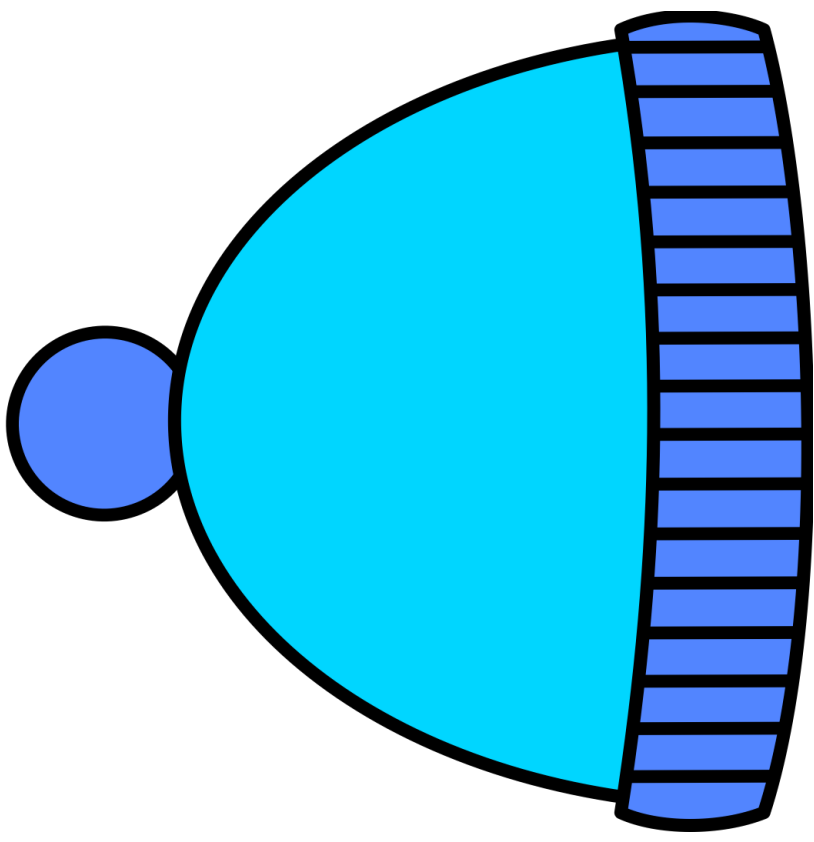


SNOWFLAKE


©Modern Preschool



MITTEN




HAT




SHOVEL

©Modern Preschool

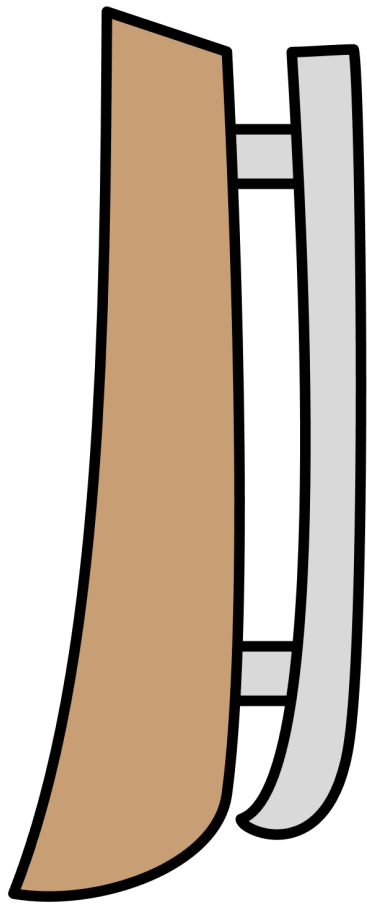


SNOWBALL


©Modern Preschool




ICE SKATE




SLED



snowflake




snowman



mitten

©Modern Preschool



hat


**Snow
Day
Words**

©Modern Preschool



shovel

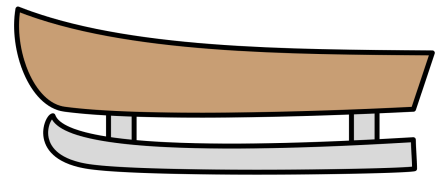
©Modern Preschool




snowball



ice skate




sled



SNOWFLAKE




SNOWMAN



MITTEN


©Modern Preschool



HAT


**SNOW
DAY
WORDS**

©Modern Preschool



SHOVEL

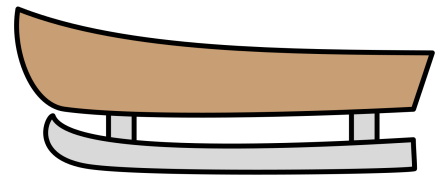
©Modern Preschool



SNOWBALL



ICE SKATE




SLED

I see a _____.


Draw a picture.

Tell the story.



Draw a picture.

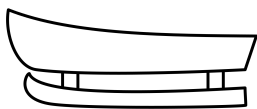
Write the story.



Draw a picture.

Write the story.


Words to use.



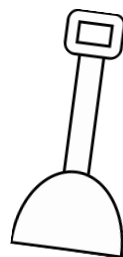
sled




snowman



hat


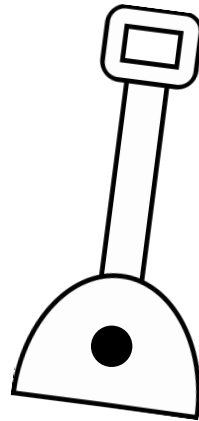




shovel



mitten

Connect the picture to the word.



● mitten

● snowball

● snowman

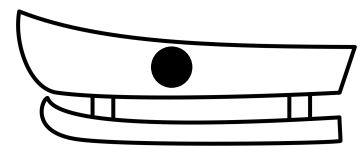


● shovel

● ice skate

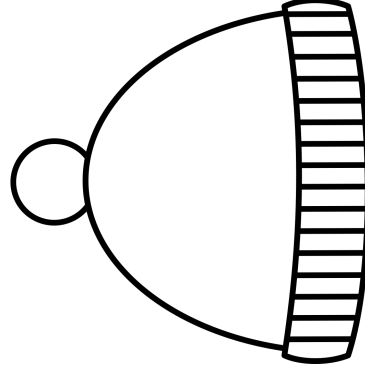

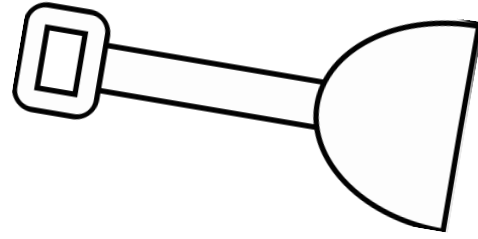


● hat

● snowflake



● sled



Label each picture.





©Modern Preschool



©Modern Preschool


Handwriting practice sheet with three rows. Each row consists of a solid top line, a dashed middle line, and a solid bottom line. A cartoon character is positioned in the bottom right corner of the sheet.

©Modern Preschool




Handwriting practice sheet with three rows. Each row consists of a solid top line, a dashed middle line, and a solid bottom line. A cartoon character is positioned in the top left corner of the sheet.


©Modern Preschool



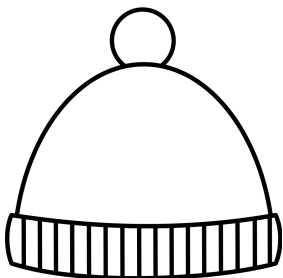
©Modern Preschool



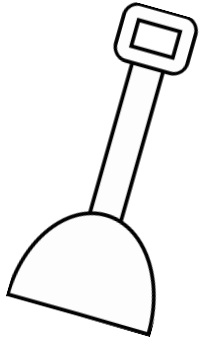
©Modern Preschool




©Modern Preschool



©Modern Preschool



©Modern Preschool




©Modern Preschool



©Modern Preschool




©Modern Preschool




snowflake

©Modern Preschool



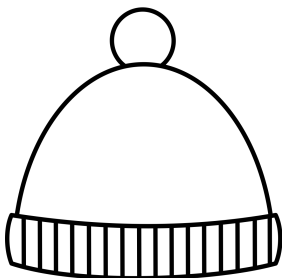
snowman

©Modern Preschool



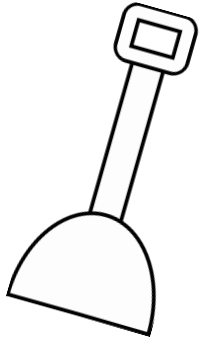
mitten

©Modern Preschool




hat

©Modern Preschool



shovel

©Modern Preschool



snowball

©Modern Preschool




ice skate

©Modern Preschool




sled

©Modern Preschool




SNOWFLAKE

©Modern Preschool



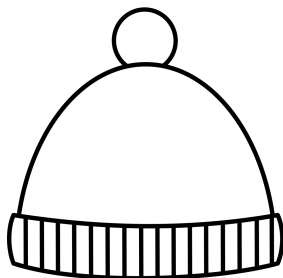
SNOWMAN

©Modern Preschool



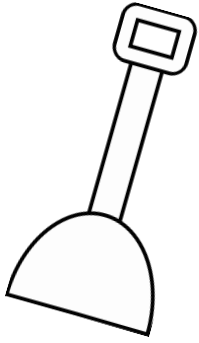
MITTEN

©Modern Preschool




HAT

©Modern Preschool



SHOVEL

©Modern Preschool



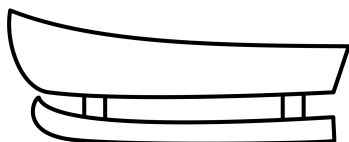
SNOWBALL

©Modern Preschool



ICE SKATE

©Modern Preschool



SLED

©Modern Preschool