



Thank you for downloading this printable! We work hard to create super simple, meaningful learning ideas for preschool, pre-k, & kinder through Modern Preschool & Club Preschool.

### YOU MAY...

Use this printable for personal use

Use this printable in a single classroom setting

Share this printable to Seesaw or other private family communication apps ONLY IF it is being shared with your CURRENT students' families for the purpose of classroom support or assignments.  
Please Note: It may NOT be shared publicly to the whole platform with other teachers.

### YOU MAY NOT...

You may NOT email or upload this file to send to others. Refer teachers & friends to the website or link where you found it available to download or purchase

You may NOT recreate or sell/profit from this printable

You may NOT upload this file to websites or sharing servers (Outschool, Facebook, Dropbox, Google Drive, etc.

*(see exception under the "You May" section)*

### Reach out at any time!

Email: [modernpreschool@gmail.com](mailto:modernpreschool@gmail.com)

Facebook: <https://www.facebook.com/ModernPreschool/>

Pinterest: [https://www.pinterest.com/Nicole\\_Franklin/](https://www.pinterest.com/Nicole_Franklin/)

Instagram: <https://www.instagram.com/modernpreschool/>

### GRAPHICS:

Victoria Saied:

<https://www.teacherspayteachers.com/Store/Victoria-Saied>

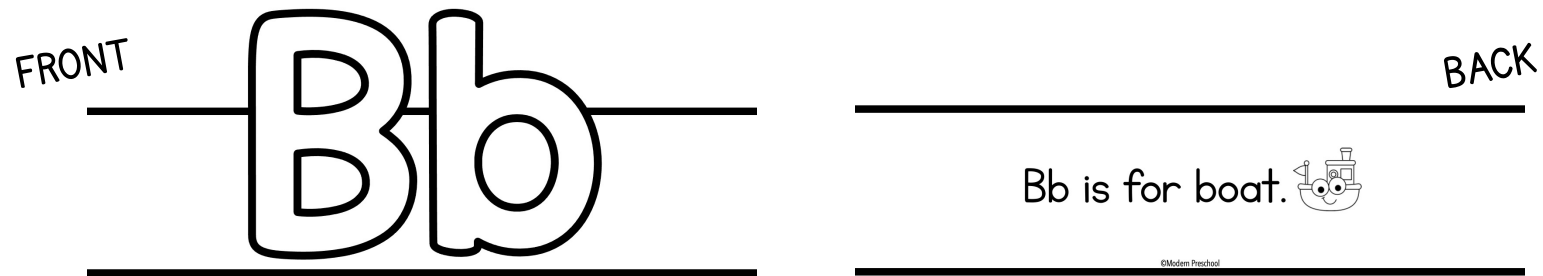
<https://modernpreschool.com>

<https://clubpreschool.com>

# ALPHABET HATS

## HOW TO PREP HATS:

- PRINT THE LETTER HAT ON WHITE PAPER. MAKE COPIES AS NEEDED.
- COPY OR PRINT ON BRIGHT COLORED CARDSTOCK.
- COPY OR PRINT ON WHITE CARDSTOCK TO ALLOW ADDITIONAL ALPHABET ACTIVITIES - RAINBOW TRACE THE LETTERS, COLOR IN THE PICTURE ON THE BACK, WRITE THE UPPERCASE AND LOWERCASE LETTER ON THE BLANK AREAS, ETC.
- CUT ACROSS THE BLACK LINES OF THE HAT STRIP AND AROUND THE TOP OF THE LETTERS.
- ATTACH THE FRONT AND BACK OF THE HAT WITH STAPLES.



Alphabet Hats - Print on white cardstock to color or simply print on colored cardstock. Cut apart & staple strips together to make the hat.


Aa

Aa is for apple. 

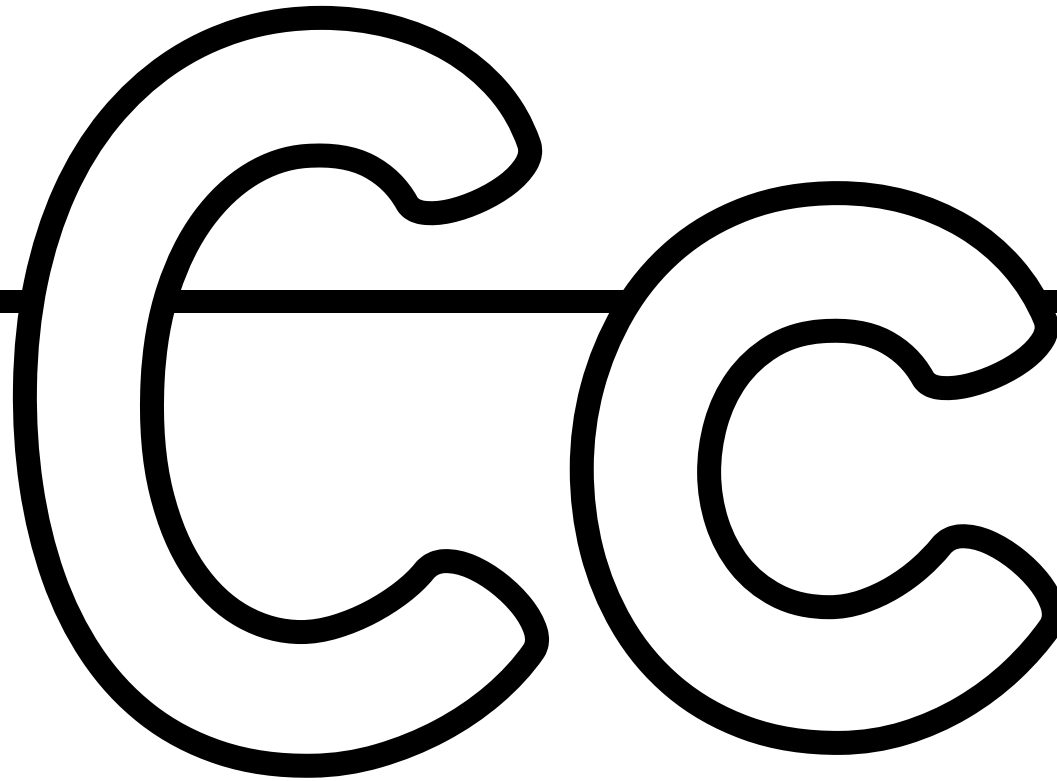
Alphabet Hats - Print on white cardstock & color or simply print on colored cardstock. Cut apart & staple strips together to make the hat.

Bb

Bb is for boat.



Alphabet Hats - Print on white cardstock & color or simply print on colored cardstock. Cut apart & staple strips together to make the hat.

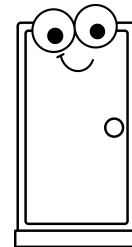


Cc is for cat. 


Alphabet Hats - Print on white cardstock & color or simply print on colored cardstock. Cut apart & staple strips together to make the hat.

Dd

Dd is for door.




Alphabet Hats - Print on white cardstock & color or simply print on colored cardstock. Cut apart & staple strips together to make the hat.



Ee is for egg. 


Alphabet Hats - Print on white cardstock & color or simply print on colored cardstock. Cut apart & staple strips together to make the hat.



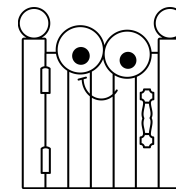
Ff is for fish. 



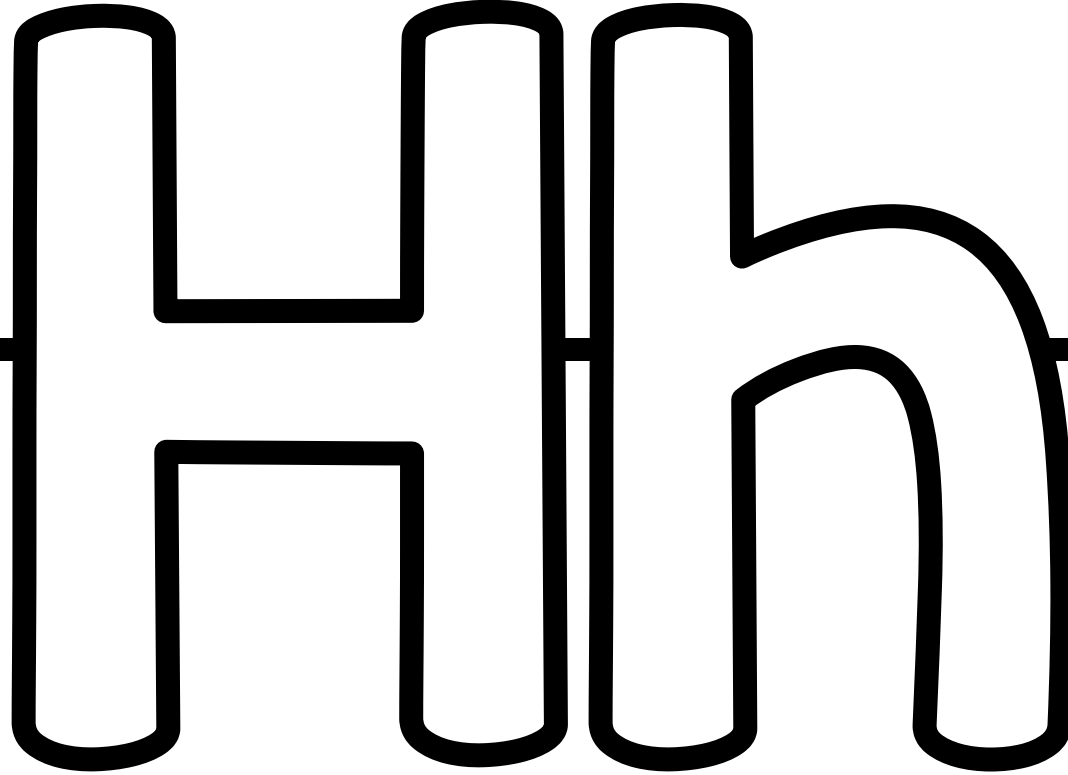
Alphabet Hats - Print on white cardstock & color or simply print on colored cardstock. Cut apart & staple strips together to make the hat.




Gg is for gate.



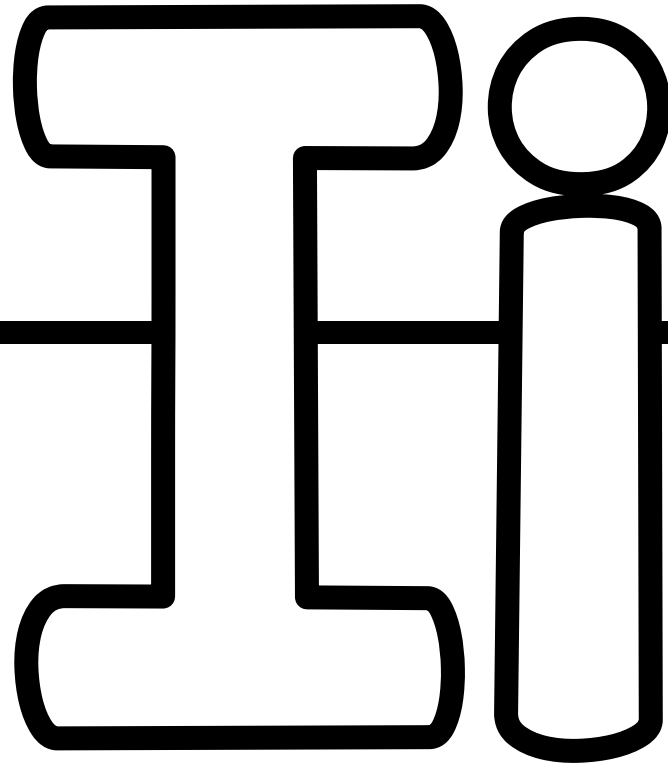
Alphabet Hats - Print on white cardstock & color or simply print on colored cardstock. Cut apart & staple strips together to make the hat.




Hh is for house.



Alphabet Hats - Print on white cardstock & color or simply print on colored cardstock. Cut apart & staple strips together to make the hat.




Ii is for igloo.




Alphabet Hats - Print on white cardstock & color or simply print on colored cardstock. Cut apart & staple strips together to make the hat.

Jj


Jj is for jam.



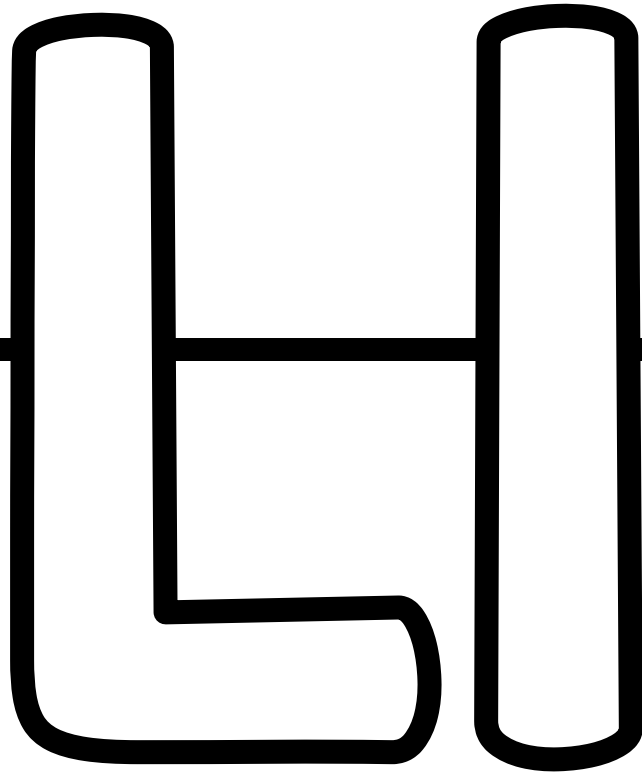
Alphabet Hats - Print on white cardstock & color or simply print on colored cardstock. Cut apart & staple strips together to make the hat.



Kk is for kite.



Alphabet Hats - Print on white cardstock & color or simply print on colored cardstock. Cut apart & staple strips together to make the hat.



Ll is for leaf. 

Alphabet Hats - Print on white cardstock & color or simply print on colored cardstock. Cut apart & staple strips together to make the hat.

Mm

Mm is for moon.



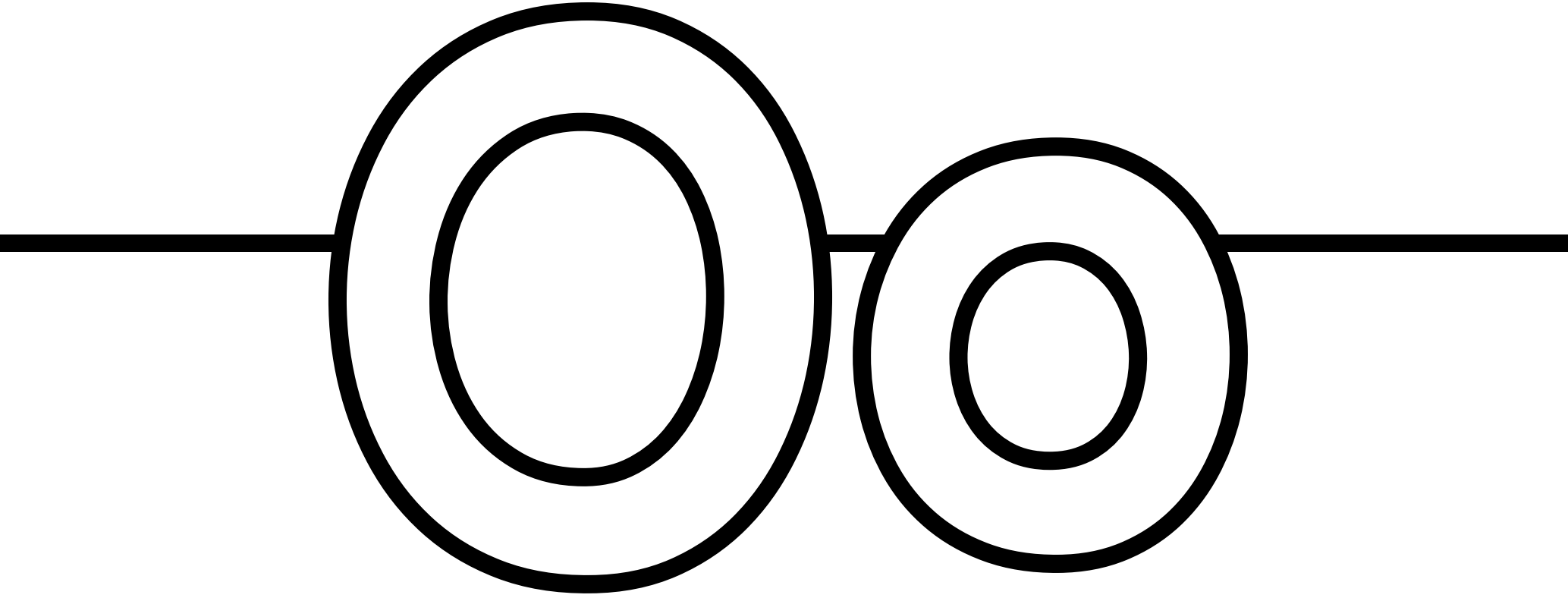
Alphabet Hats - Print on white cardstock & color or simply print on colored cardstock. Cut apart & staple strips together to make the hat.

Nn

Nn is for net. 




Alphabet Hats - Print on white cardstock & color or simply print on colored cardstock. Cut apart & staple strips together to make the hat.




Oo is for octopus.



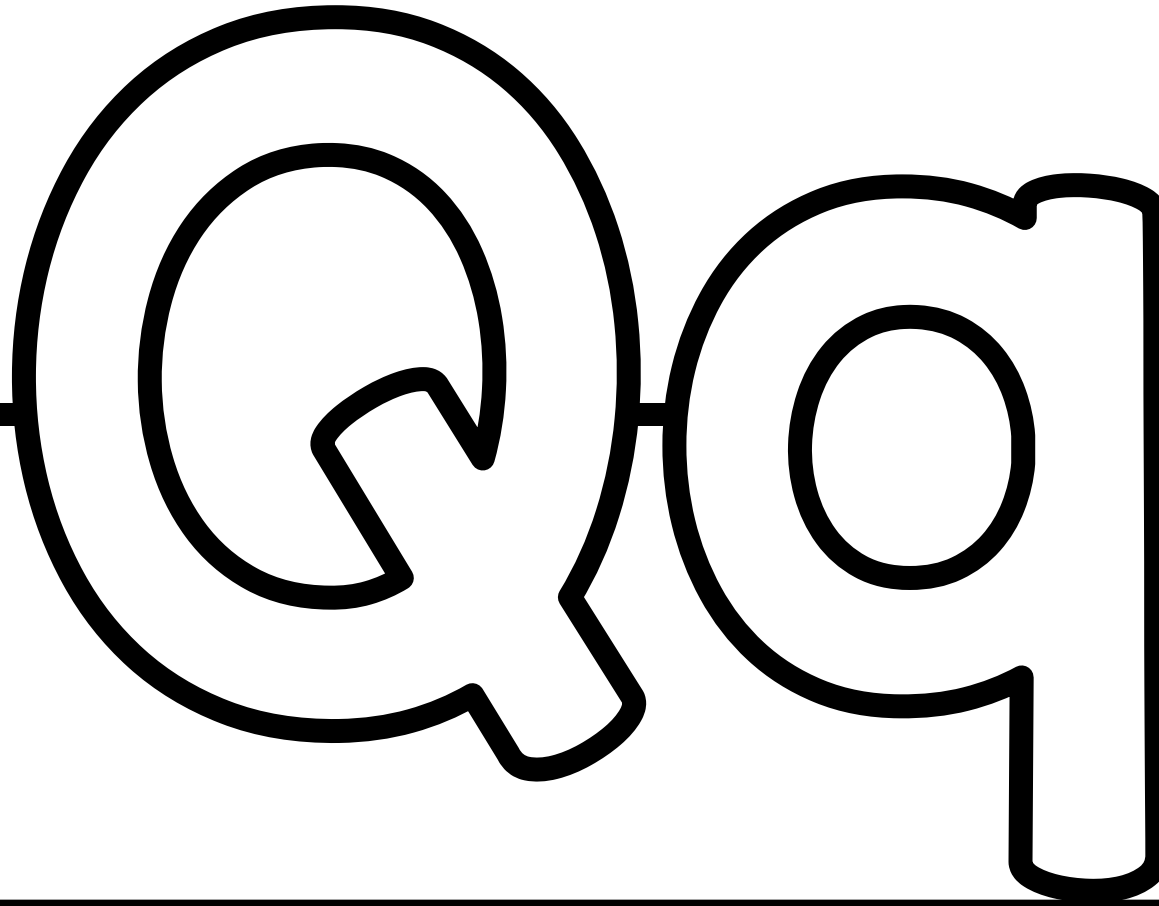
Alphabet Hats - Print on white cardstock & color or simply print on colored cardstock. Cut apart & staple strips together to make the hat.




Pp is for pencil.



Alphabet Hats - Print on white cardstock & color or simply print on colored cardstock. Cut apart & staple strips together to make the hat.



Qq is for quilt.




Alphabet Hats - Print on white cardstock & color or simply print on colored cardstock. Cut apart & staple strips together to make the hat.

Rr

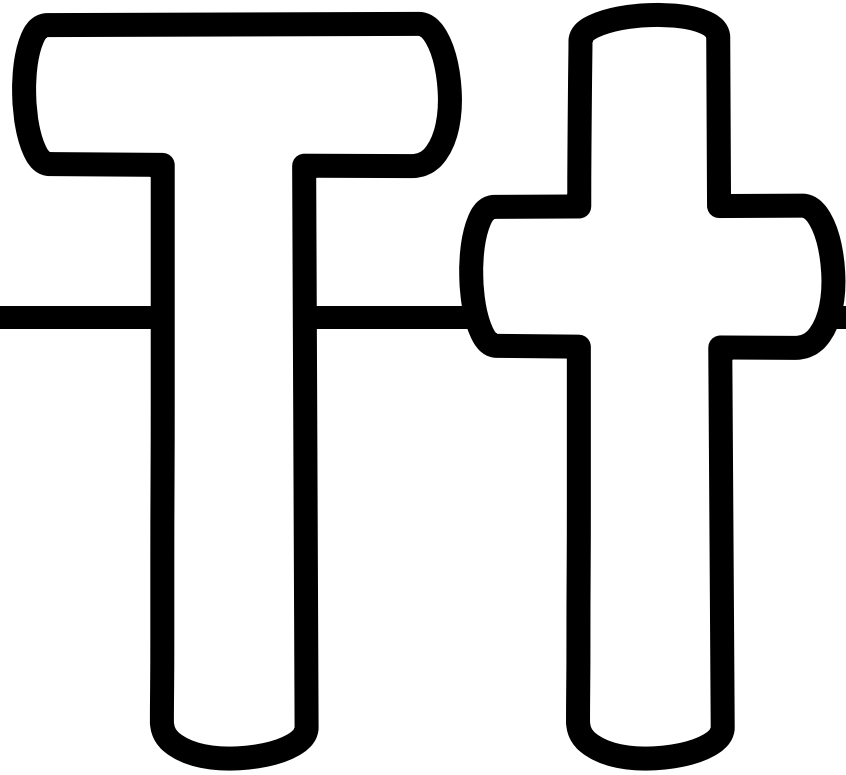
Rr is for rainbow. 

Alphabet Hats - Print on white cardstock & color or simply print on colored cardstock. Cut apart & staple strips together to make the hat.




Ss is for snail. 


Alphabet Hats - Print on white cardstock & color or simply print on colored cardstock. Cut apart & staple strips together to make the hat.



Tt is for turtle.



Alphabet Hats - Print on white cardstock & color or simply print on colored cardstock. Cut apart & staple strips together to make the hat.




Uu is for umbrella. 

Alphabet Hats - Print on white cardstock & color or simply print on colored cardstock. Cut apart & staple strips together to make the hat.



Vv is for vet.



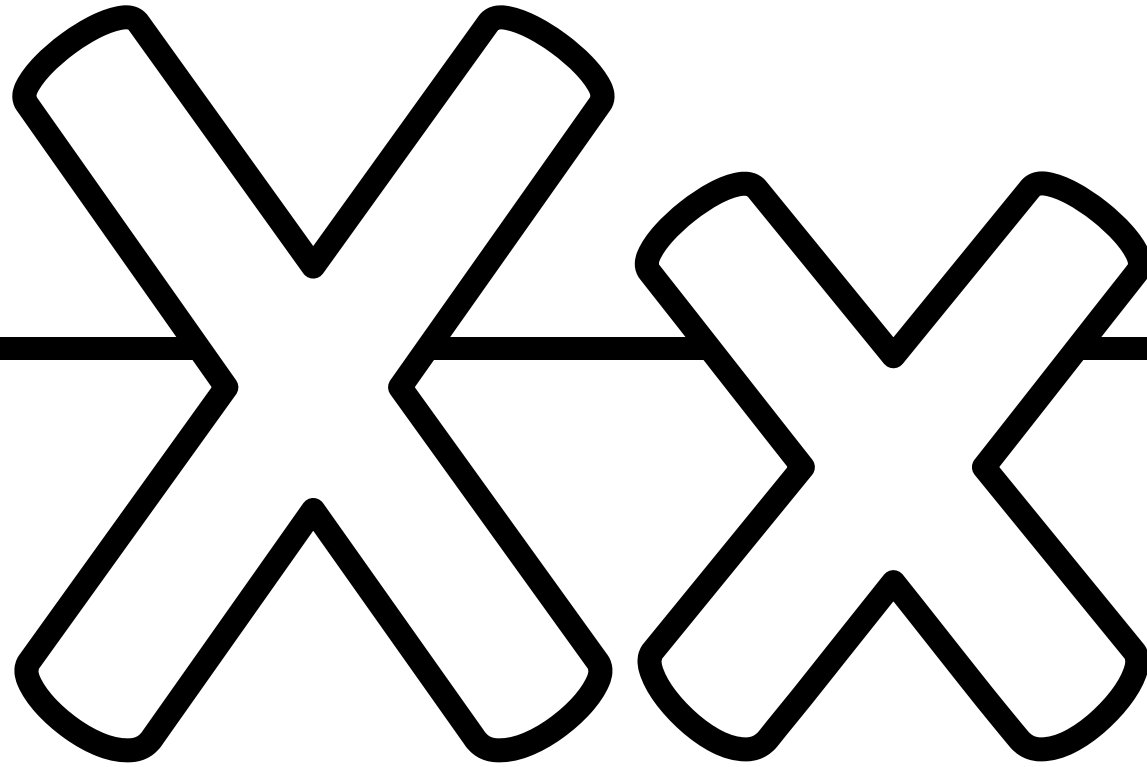


Alphabet Hats - Print on white cardstock & color or simply print on colored cardstock. Cut apart & staple strips together to make the hat.




Ww is for worm. 


Alphabet Hats - Print on white cardstock & color or simply print on colored cardstock. Cut apart & staple strips together to make the hat.



Xx is for x-ray.



Alphabet Hats - Print on white cardstock & color or simply print on colored cardstock. Cut apart & staple strips together to make the hat.



Yy is for yarn. 

Alphabet Hats - Print on white cardstock & color or simply print on colored cardstock. Cut apart & staple strips together to make the hat.



Zz is for zipper.

