



Thank you for downloading this printable! We work hard to create super simple, meaningful learning ideas for preschool, pre-k, & kinder through Modern Preschool & Club Preschool.

YOU MAY...

Use this printable for personal use

Use this printable in a single classroom setting

Share this printable to Seesaw or other private family communication apps ONLY IF it is being shared with your CURRENT students' families for the purpose of classroom support or assignments.

Please Note: It may NOT be shared publicly to the whole platform with other teachers.

YOU MAY NOT...

You may NOT email or upload this file to send to others. Refer teachers & friends to the website or link where you found it available to download or purchase

You may NOT recreate or sell/profit from this printable

You may NOT upload this file to websites or sharing servers (Outschool, Facebook, Dropbox, Google Drive, etc.

(see exception under the "You May" section)

Reach out at any time!

Email: modernpreschool@gmail.com

Facebook: <https://www.facebook.com/ModernPreschool/>

Pinterest: https://www.pinterest.com/Nicole_Franklin/

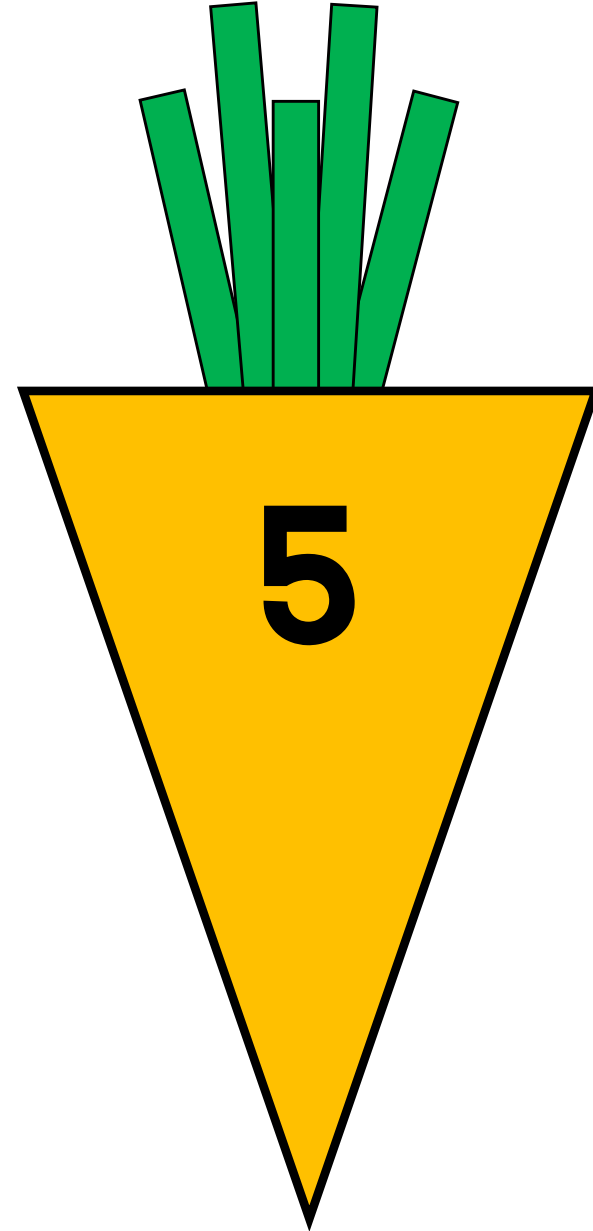

Instagram: <https://www.instagram.com/modernpreschool/>

<https://modernpreschool.com>

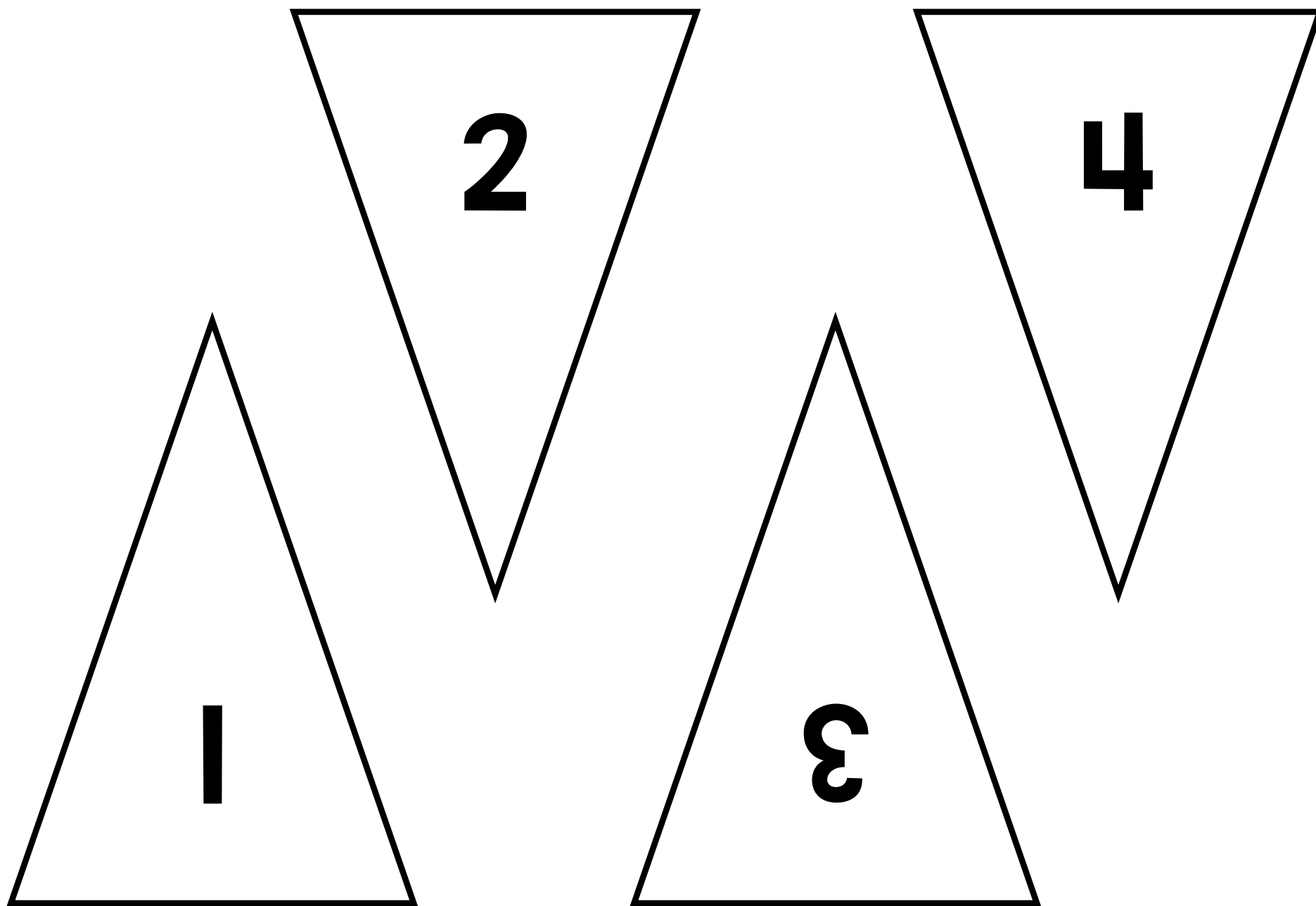
<https://clubpreschool.com>

Counting Carrots


Print carrot pages out on orange paper. Cut carrots out. Identify the number on the carrot and add the same number green strips of paper to the carrot.



Print carrot pages out on orange paper. Cut carrots out. Identify the number on the carrot and add the same number green strips of paper to the carrot.



Print carrot pages out on orange paper. Cut carrots out. Identify the number on the carrot and add the same number green strips of paper to the carrot.



Print carrot pages out on orange paper. Cut carrots out. Identify the number on the carrot and add the same number green strips of paper to the carrot.



10



12



b



11

Print carrot pages out on orange paper. Cut carrots out. Write a number on the carrot and add the same number green strips of paper to the carrot, or add green strips of paper to the carrot.

